

sclt 0203-12-03

 Sample ID: BIA241011S0017
 Strain: animal tsunami

 Produced:
 Collected:
 Received: 10/11/2024
 Completed: 10/17/2024
 Batch#:

 Client
cloud 9
 Lic. # sclt0203
 4082 Noyestar Rd
 East Hardwick, VT 05836

 Matrix: Plant
 Type: Flower - Cured
 Sample Size: 7.62 g
 Lot#:


Summary

Test	Date Tested	Result
Sample		Complete
Cannabinoids	10/15/2024	Complete
Moisture	10/14/2024	11.70% - Complete
Water Activity	10/14/2024	0.583 aw - Complete
Terpenes	10/14/2024	Complete
Microbials	10/17/2024	Complete

Cannabinoids

Completed

26.11% Total THC	0.07% Total CBD	30.23% Total Cannabinoids
----------------------------	---------------------------	-------------------------------------

Analyte	LOQ	Results	Results	Mass
	mg/g	%	mg/g	mg/serving
CBDVa	0.0005	<LOQ	<LOQ	
CBDV	0.0012	<LOQ	<LOQ	
CBDa	0.0008	0.08	0.8	
CBGa	0.0008	0.30	3.0	
CBG	0.0019	0.08	0.8	
CBD	0.0019	<LOQ	<LOQ	
THCV	0.0021	<LOQ	<LOQ	
CBN	0.0013	<LOQ	<LOQ	
Δ9-THC	0.0020	1.63	16.3	
Δ8-THC	0.0019	<LOQ	<LOQ	
Δ10-THC	0.0002	0.22	2.2	
CBC	0.0024	<LOQ	<LOQ	
THCa	0.0034	27.92	279.2	
Total THC		26.11	261.14	
Total CBD		0.07	0.68	
Total		30.23	302.28	0.00

Analyst: 048

Cannabinoids Methodology: High Performance Liquid Chromatography (HPLC) using PerkinElmer FLEXAR™ with Photo Diode Array Detector (PDA)

Total CBD and total THC are calculated values, to account for assumed decarboxylation from the acid form (THCA or CBDA) to the neutral form, causing weight loss of the acid group. These values are calculated as follows:

$$\text{Total THC} = (\text{THCA} \times 0.877) + \Delta 9\text{-THC}$$

$$\text{Total CBD} = (\text{CBDA} \times 0.877) + \text{CBD Reagent}$$

Blanks: < LOQs for all analytes

LOQ = The lowest quantity that this method can reliably detect. Any cannabinoid that was not detected is assumed to be less than the stated LOQ (<LOQ).

All results reflect dry weight of material, based on % moisture of the sample.

Measurement of Uncertainty (MU): the parameter, associated with the result of a measurement, that characterizes the dispersion of the values that could reasonably be attributed to the particular quantity subject to measurement. Δ9-THC MU = ±0.005% Total THC MU = ±0.007%

All other cannabinoid MU values are available upon request.

All moisture and water activity analysis is determined by dewpoint measurement using an AQUALAB water activity meter.




 Luke Emerson-Mason
 Laboratory Director
 10/17/2024

 Confident LIMS
 All Rights Reserved
coa.support@confidentlims.com
 (866) 506-5866
www.confidentlims.com


sclt 0203-12-03

 Sample ID: BIA241011S0017
 Strain: animal tsunami

 Produced:
 Collected:
 Received: 10/11/2024
 Completed: 10/17/2024
 Batch#:

 Client
cloud 9
 Lic. # sclt0203
 4082 Noyestar Rd
 East Hardwick, VT 05836





 Matrix: Plant
 Type: Flower - Cured
 Sample Size: 7.62 g
 Lot#:

Terpenes

Completed

Analyte	LOQ	Results	Results
	mg/g	mg/g	%
Limonene	0.010	9.004	0.900
Ocimene	0.010	4.701	0.470
β-Myrcene	0.010	3.895	0.389
β-Pinene	0.010	3.041	0.304
α-Pinene	0.010	2.562	0.256
Linalool	0.010	2.366	0.237
β-Caryophyllene	0.010	1.770	0.177
Terpinolene	0.010	0.569	0.057
α-Humulene	0.010	0.541	0.054
Camphene	0.010	0.279	0.028
Guaiol	0.010	0.128	0.013
α-Bisabolol	0.010	0.052	0.005
3-Carene	0.010	0.028	0.003
γ-Terpinene	0.010	0.028	0.003
α-Terpinene	0.010	0.021	0.002
Caryophyllene Oxide	0.010	<LOQ	<LOQ
cis-Nerolidol	0.010	<LOQ	<LOQ
Eucalyptol	0.010	<LOQ	<LOQ
Geraniol	0.010	<LOQ	<LOQ
Isopulegol	0.010	<LOQ	<LOQ
p-Cymene	0.010	<LOQ	<LOQ
trans-Nerolidol	0.010	<LOQ	<LOQ
Total		28.985	2.898

Primary Aromas

 Orange	 Earthy	 Hops	 Pine	 Lavender
---	---	---	---	---

Analyst: 045

LOQ = The lowest quantity this method can reliably detect. Any terpene that was not detected is assumed to be less than the stated LOQ (<LOQ).

Terpene Methodology: Headspace Sampler, Gas Chromatography-Mass Spectrometry (GC-MS), using Perkin Elmer Clarus® SQ8 GC MS

Reagent Blanks: < LOQs for all analytes

All results reflect dry weight of material, based on % moisture of the sample.

All moisture and water activity analysis is determined by dewpoint measurement using an AQUALAB water activity meter.




 Luke Emerson-Mason
 Laboratory Director
 10/17/2024

 Confident LIMS
 All Rights Reserved
coa.support@confidentlims.com
 (866) 506-5866
www.confidentlims.com


sclt 0203-12-03

Sample ID: BIA241011S0017
Strain: animal tsunami

Produced:
Collected:
Received: 10/11/2024
Completed: 10/17/2024
Batch#:

Client
cloud 9
Lic. # sclt0203
4082 Noyestar Rd
East Hardwick, VT 05836

Matrix: Plant
Type: Flower - Cured
Sample Size: 7.62 g
Lot#:

Pathogens

Completed

Pathogens	LOD	Results
	CFU/g	CFU/g
Aspergillus	5	Not Detected
Shiga Toxin E. Coli	5	Not Detected
Salmonella SPP	5	Not Detected

Analyst: 018

Test Methodology: Bio-Rad IQ-Check PCR Kits

cfu/g = colony forming units per gram

LOD = The lowest quantity that this method can reliably detect. Any microbial growth that was not detected is assumed to be less than the stated LOD (<LOD).

Reagent Blanks: <LOD for all analytes




Luke Emerson-Mason
Laboratory Director
10/17/2024

Confident LIMS
All Rights Reserved
coa.support@confidentlims.com
(866) 506-5866
www.confidentlims.com

